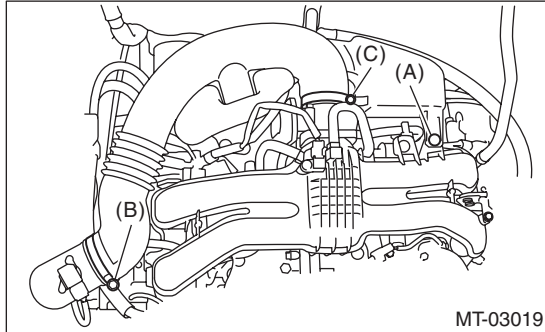


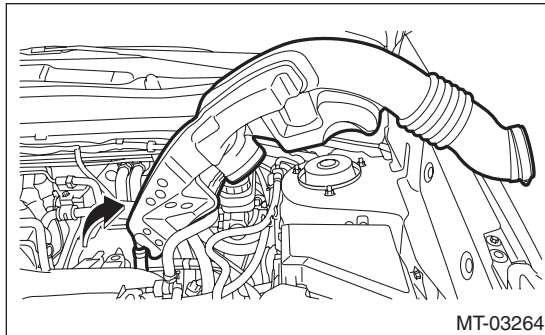
8. Air Breather Hose

A: REMOVAL

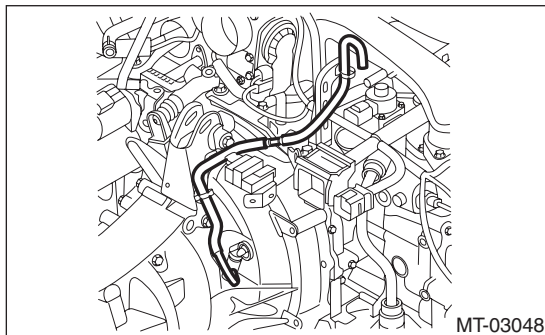
- 1) Disconnect the ground cable from battery.
- 2) Remove the clip (A) from the air intake boot.
- 3) Loosen the clamp (B) connecting the air intake boot and air cleaner case (rear).
- 4) Loosen the clamp (C) which connects the air intake boot and throttle body.



- 5) Remove the air intake boot from the throttle body, and move it to the left side wheel apron.



- 6) Remove the air breather hose.



B: INSTALLATION

Install in the reverse order of removal.

C: INSPECTION

Check the hose for peeling, crack or clogging.